

# TISCHROL 1000

## Coil and spool winder, manual

Practical table or stand winder




Fig. 1 TISCHROL 1000 with RAPID 600 SP



Fig. 2 TISCHROL 1000 H with RAPID 600 SP and MESSBOI 30 in combination with TROMBOI 500 mobile drum unwinder

## TISCHROL 1000

- Manual coil and spool winder

### Functionality:

This manual coil and spool winder enables to wind winding material like cables, wires etc. into coils or onto empty spools. TISCHROL 1000 is available in two versions: table or stand winder

- User-friendly winder
- Modular system
- Easy assembly and removal of the coils and spools
- Length measurement possible

## Modular system

Possible combination:



Fig. 3 TISCHROL 1000 base frame

+




Fig. 4 RAPID 600 SP

=




Fig. 5 TISCHROL 1000 with RAPID 600 SP

# TISCHROL 1000

## Coil and spool winder, manual

### Base frame

Technical data	TISCHROL 1000	TISCHROL 1000 H
<b>Part No.</b>	<b>85100180</b>	<b>86003049</b>
Coiler head-Ø / Spool-Ø	max. 1000 mm	max. 1000 mm
Axle holder-Ø	30 mm	30 mm
Transmission ratio	1:1	1:1
L x W x H	approx. 450 x 330 x <b>580</b> mm	approx. 450 x 330 x <b>1065</b> mm
Weight	approx. 20 kg	approx. 26 kg
Colour	RAL 7005 mouse grey	RAL 7005 mouse grey

Scope of delivery: pillar and base plate. To guarantee a stable and user-friendly operation, we recommend the fixing of the bottom plate by screwing it on the underground. Screws are not included in the scope of delivery.



Fig. 6 TISCHROL 1000

### Coiler head with hand crank




Fig. 7 RAPID 600 SP



Fig. 8 RAPID 670 ST



Fig. 9 RAPID 480 SL



Fig. 10 RAPID 800 SL

Technical data	RAPID 600 SP
<b>Part No.</b>	<b>85100091</b>
Coil-Ø	max. 600 mm
Core-Ø (fixed core)	300 mm
Coil width	max. 120 mm
Load capacity	max. 25 kg
Axle holder-Ø	30 mm
Weight	approx. 8 kg
Colour	zinc-plated

Technical data	RAPID 480 ST	RAPID 670 ST	RAPID 850 ST	RAPID 1000 ST
<b>Part No.</b>	<b>85100557</b>	<b>85100465</b>	<b>85100466</b>	<b>85100884</b>
Coil-Ø	max. 480 mm	max. 670 mm	max. 850 mm	max. 1000 mm
Core adjusting range (in steps)	200/250/300/350 mm	250/400/500 mm	250/350/450/550/650 mm	250/350/450/550/650 mm
Coil width	80 - 250 mm	80 - 250 mm	80 - 250 mm	80 - 250 mm
Load capacity	max. 50 kg	max. 80 kg	max. 80 kg	max. 80 kg
Axle holder-Ø	30 mm	30 mm	30 mm	30 mm
Weight	approx. 25 kg	approx. 28 kg	approx. 32 kg	approx. 38 kg
Colour	RAL 3020 traffic red	RAL 3020 traffic red	RAL 3020 traffic red	RAL 3020 traffic red

Technical data	RAPID 480 SL	RAPID 800 SL	RAPID 1000 SL
<b>Part No.</b>	<b>85100083</b>	<b>85100174</b>	<b>86001457</b>
Coil-Ø	max. 480 mm	max. 800 mm	max. 1000 mm
Core adjusting range (stepless)	200 - 370 mm	300 - 550 mm	550 - 800 mm
Coil width	50 - 250 mm	50 - 250 mm	20 - 250 mm
Load capacity	max. 65 kg	max. 80 kg	max. 100 kg
Axle holder-Ø	30 mm	30 mm	30 mm
Weight	approx. 40 kg	approx. 70 kg	approx. 85 kg
Colour	RAL 3020 traffic red	RAL 3020 traffic red	RAL 3020 traffic red

# TISCHROL 1000

## Coil and spool winder, manual

### Spool winding axle with hand crank



Fig. 11: Spool winding axle 800 MB with driving pin




Fig. 12: Spool winding axle 800 RM

Technical data	Spool winding axle 800 MB	Spool winding axle 800 RM
<b>Part No.</b>	<b>85100435</b>	<b>85100555</b>
Spool-Ø	max. 800 mm	max. 800 mm
Spool width	max. 395 mm (at bore 40 mm) max. 470 mm (at bore 80 mm)	max. 430 mm (at bore 35 mm) max. 445 mm (at bore 50 mm) max. 475 mm (at bore 85 mm)
Spool bore-Ø	40 - 80 mm	35 - 85 mm
Axle holder-Ø	30 mm	30 mm
Axle-Ø	30 mm	30 mm
Colour	zinc-plated	zinc-plated
Load capacity	max. 60 kg	max. 100 kg
Weight	approx. 8 kg	approx. 10 kg
Driving pin	Ø 25 mm with an adjustment range of 80 - 170 mm	-

### Length measuring device and holder



Fig. 13: Holder for MESSBOI 10 / 25



Fig. 14: MESSBOI 10



Fig. 15: MESSBOI 25

Technical data	TISCHROL holder for length measuring device MESSBOI 10 / 25	Inlet and outlet roller cage unit with fixing device for MESSBOI 25
<b>Part No.</b>	<b>85100542</b>	<b>85101001</b>
Weight	approx. 3,5 kg	approx. 2,0 kg
L x W x H	approx. 630 x 365 x 360 mm	-
<b>85101000</b>	<b>MESSBOI 10</b>	<b>MESSBOI 25*</b>
<b>Part No.</b>	<b>85100471</b>	<b>85101000</b>
Measuring range	1 - 15 mm	2 - 25 mm
L x W x H	approx. 160 x 110 x 85 mm	approx. 120 x 160 x 350 mm
Display of counter	9999,99 m	9999,99 m
Error limit	+ / - 2 %	+ / - 0,5 %
Measuring force	Spring pressure	Spring pressure
Measuring wheel	Plastic	Aluminum with vulcanized PUR coating
Housing	Polystyrene	Aluminium
Colour	black / white	aluminum / silver
Weight	approx. 0,5 kg	approx. 1,4 kg

\* MESSBOI 25: Available with conformity assessment (formerly first calibration). Conformity assessment of the length measuring device according module F1 with additional inlet and outlet roller cage is approved by German calibration authority. Valid for an unlimited period in the EEA. Conformity assessment has to be carried out in the manufacturing firm. Re-assessment after two years is not required, but maintenance by Kabelmat is recommended. **Only approved for useage in direct sales!**